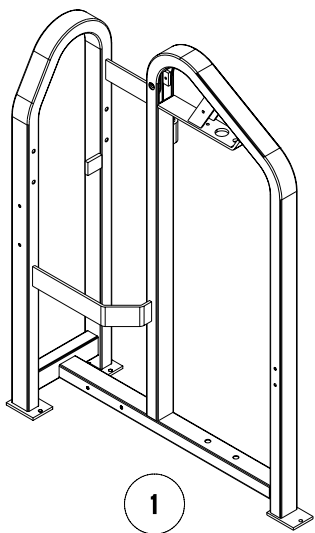
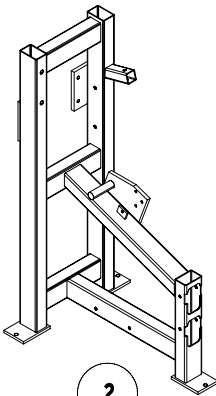


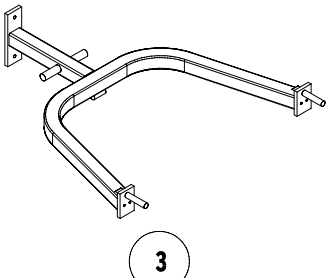
S-125 SELECTORIZED SEATED PUSHDOWN



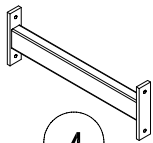
1



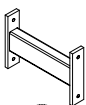
2



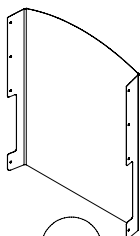
3



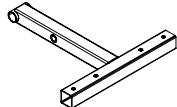
4



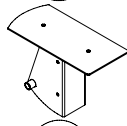
5



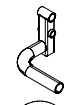
6



7



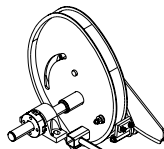
8



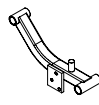
9



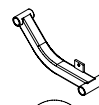
10



11



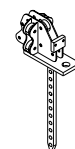
12



13



14



15



16



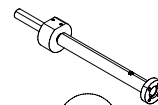
17



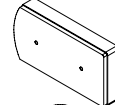
18



19



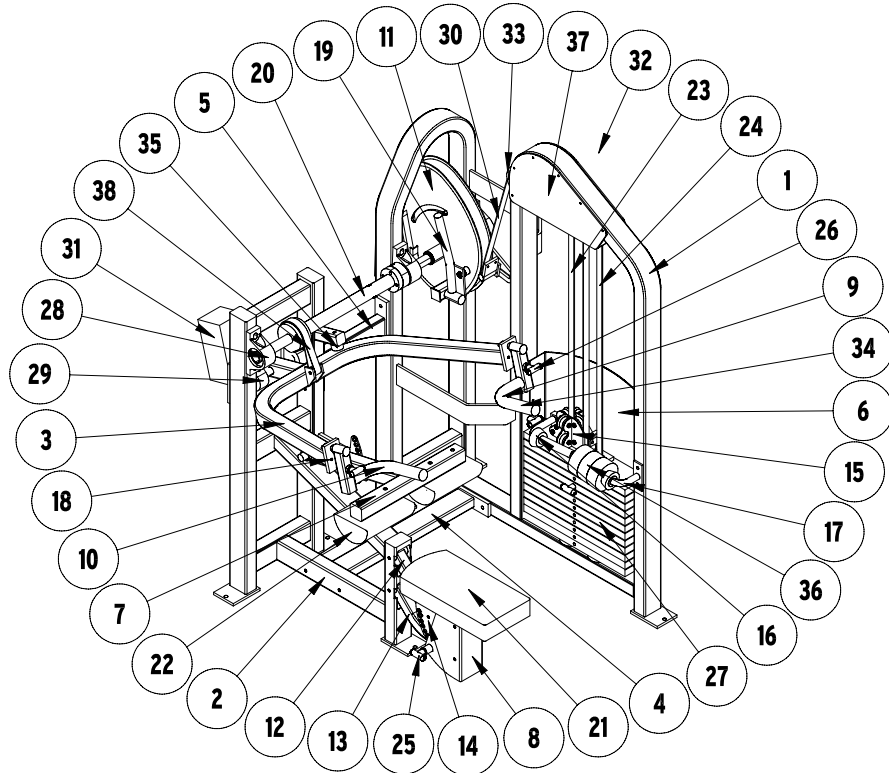
20



21



22



ITEM	PART DESCRIPTION	QT	ITEM	PART DESCRIPTION	QT	ITEM	PART DESCRIPTION	QT
1	WELD,FRM,WEIGHT S-125	1	14	PLATE,RANGE,SEAT,STAINLESS	2	27	ASSY,WGHT,20# STANDARD, 4x19	12
2	WELD,FRM,EXERCISE S-125	1	15	ASSY, TOP PLATE,12 STEM	1	28	BEAR,PILLOW,1.25 ID	2
3	WELD,ARM,EXERCISE S-125	1	16	ASSY,ADD-ON HOLDER,TPU	1	29	BEAR,PILLOW,NYLON,1 ID BLK	2
4	WELD,CROSS BRACE 24.00	1	17	ASSY,ADD-ON HOLDER,WFU	1	30	BELT,FLAT,0.094x1x108"	1
5	WELD,CROSS BRACE 12	1	18	*HFB375-4 , , 2.75*	2	31	CWEIGHT,TAP/VINYL DIP,38# BLK	1
6	BENT,SHT,WEIGHT SHIELD	1	19	ASSY,HANDLE,CAM,UP	1	32	DECAL,LOGO,STRIVE,RIGHT	1
7	WELD,HOLDDOWN S-125/27	1	20	WELD,LINK,CAM S-125	1	33	PULLEY,BELT,0.38 IDx4.5 OD BLK	2
8	WELD,SEAT,S/K-101/25/27	1	21	UPH,PAD,SEAT/BACK 8.25x16.25	1	34	RUB,GRIP,1.50 IDx6	2
9	WELD,HANDLE,EXERCISE(R)	1	22	UPH,PAD,HALF MOON 6x8.5	2	35	RUB,STOP,1.5 ODx0.75 BLK	1
10	WELD,HANDLE,EXERCISE(L)	1	23	*CP075 ,TAPPED , 49.50*	1	36	WGHT,5#ADDON,4.75 ODx1.75BLK	3
11	ASSY,CAM,BELT,LRG,STD	1	24	*CP075 ,GROOVED , 49.50*	1	37	DECAL,INSTRUCTIONAL,S-125 WH	1
12	WELD,LINK,SEAT,TOP LEFT	1	25	ASSY,POPPER PIN,0.5x1.5	1	38	BELT,FLAT,0.094x1x34.50"	1
13	WELD,LINK,SEAT,BOT LEFT	1	26	ASSY,POPPER PIN,0.5X2.13	3			